



Presidency College

Reaccredited 'A+' by NAAC

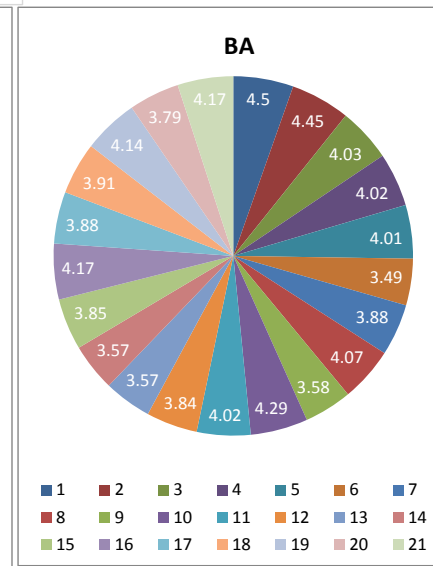
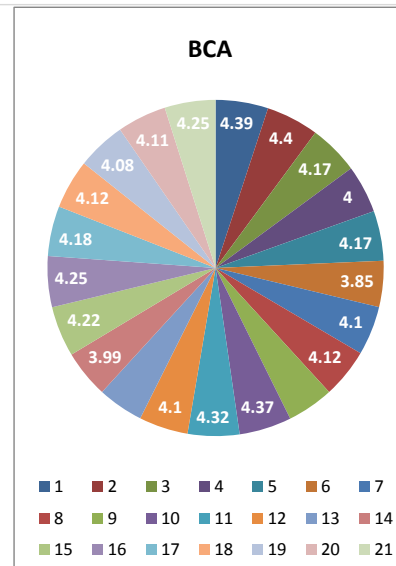
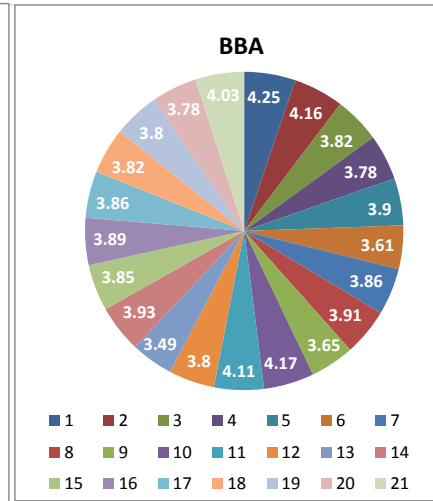
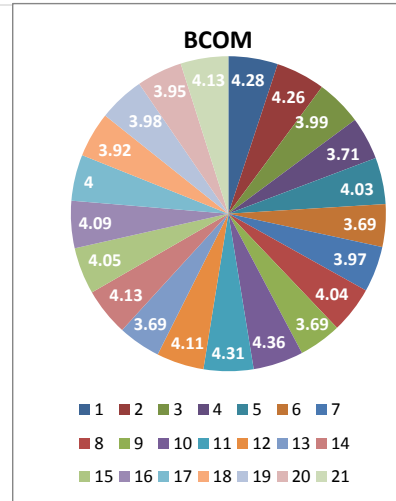
Kempapura, Hebbal, Bengaluru – 560024

www.presidencycollege.ac.in

STUDENT FEEDBACK - INSTITUTIONAL PERFORMANCE - ODD SEM 2020 - 2021 (1 Minimum & 5 Maximum)

UG COURSE

SL. NO.	STUDENT FEEDBACK ON INSTITUTIONAL PERFORMANCE	BCOM	BBA	BCA	BA
1	How do you rate the quality of teaching and Faculty support?	4.28	4.25	4.39	4.5
2	Does the faculty encourage the student engagement?	4.26	4.16	4.4	4.45
3	How do you rate the Value added and Certificate programs offered by the institution?	3.99	3.82	4.17	4.03
4	How do you rate the quality of Invited talks and Field Visits?	3.71	3.78	4	4.02
5	Rate your satisfaction on Internal Assessment Evaluation.	4.03	3.9	4.17	4.01
6	How do you rate the Hostel facility of the College	3.69	3.61	3.85	3.49
7	Adequacy of Library and Learning resources	3.97	3.86	4.1	3.88
8	Office and Administration support given	4.04	3.91	4.12	4.07
9	Canteen facility and services	3.69	3.65	3.89	3.58
10	Cleanliness of campus	4.36	4.17	4.37	4.29
11	Availability of safe drinking water	4.31	4.11	4.32	4.02
12	Restroom facilities and its cleanliness	4.11	3.8	4.1	3.84
13	Sports facility	3.69	3.49	3.83	3.57
14	Well-ventilated and spacious classrooms	4.13	3.93	3.99	3.57
15	Information and communication technology (ICT)	4.05	3.85	4.22	3.85
16	Receiving timely communication from College	4.09	3.89	4.25	4.17
17	Career Guidance and Training support	4	3.86	4.18	3.88
18	Co-curricular and Extra-curricular activities	3.92	3.82	4.12	3.91
19	Student Counseling and Counselor support	3.98	3.8	4.08	4.14
20	Placement activities and support	3.95	3.78	4.11	3.79
21	Overall opinion about the college	4.13	4.03	4.25	4.17





Presidency College

Reaccredited 'A+' by NAAC

Kempapura, Hebbal, Bengaluru – 560024

www.presidencycollege.ac.in

STUDENT FEEDBACK - INSTITUTIONAL PERFORMANCE - ODD SEM 2020 - 2021 (1 Minimum & 5 Maximum)

PG COURSE

SL. NO.	STUDENT FEEDBACK ON INSTITUTIONAL PERFORMANCE	MCA	MCOM	MCOM (FA)
1	How do you rate the quality of teaching and Faculty support?	4.7	4.72	4.64
2	Does the faculty encourage the student engagement?	4.54	4.61	4.49
3	How do you rate the Value added and Certificate programs offered by the institution?	4.03	4.04	4.07
4	How do you rate the quality of Invited talks and Field Visits?	4	4	3.67
5	Rate your satisfaction on Internal Assessment Evaluation.	4.28	4.24	4.08
6	How do you rate the Hostel facility of the College	3.79	3.65	3.72
7	Adequacy of Library and Learning resources	4.33	4.31	3.95
8	Office and Administration support given	4.37	4.2	3.97
9	Canteen facility and services	3.78	3.65	3.59
10	Cleanliness of campus	4.6	4.57	4.38
11	Availability of safe drinking water	4.64	4.61	4.34
12	Restroom facilities and its cleanliness	4.24	4.37	4.25
13	Sports facility	3.49	4.02	3.59
14	Well-ventilated and spacious classrooms	4.22	4.52	4.23
15	Information and communication technology (ICT)	4.37	4.31	4.15
16	Receiving timely communication from College	4.36	4.37	4.2
17	Career Guidance and Training support	4.21	4.22	4.18
18	Co-curricular and Extra-curricular activities	3.85	3.93	3.84
19	Student Counseling and Counselor support	3.9	4.11	3.93
20	Placement activities and support	3.99	4.17	4.07
21	Overall opinion about the college	4.39	4.33	4.11

